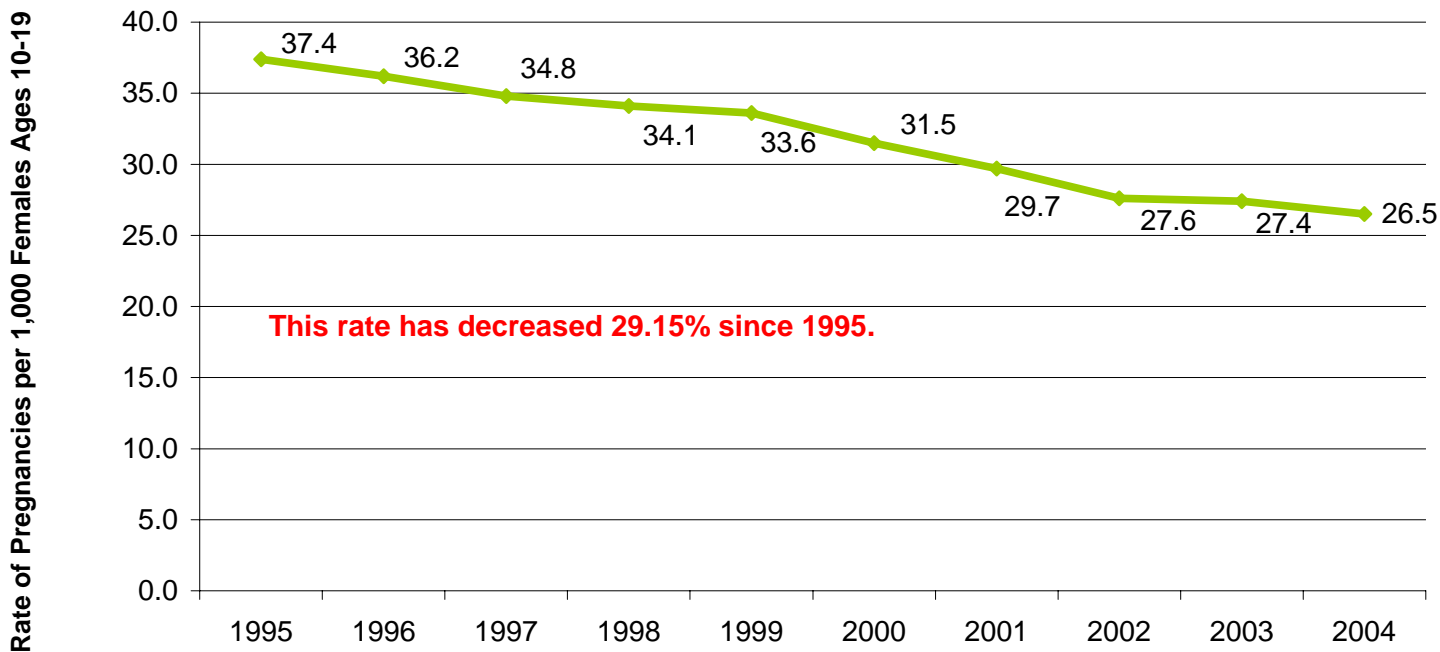




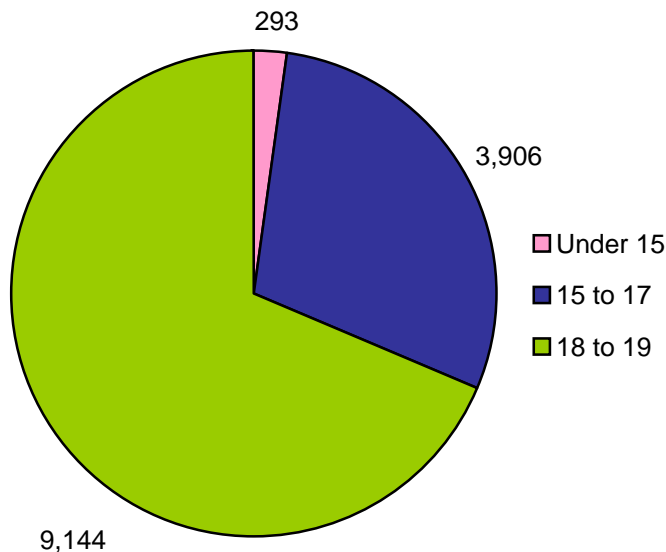
**Facts about Teen Pregnancy and STDs in Virginia:
A Profile of Adolescent Sexual Health 2006**

Teen Pregnancy Rates, Virginia 1995– 2004

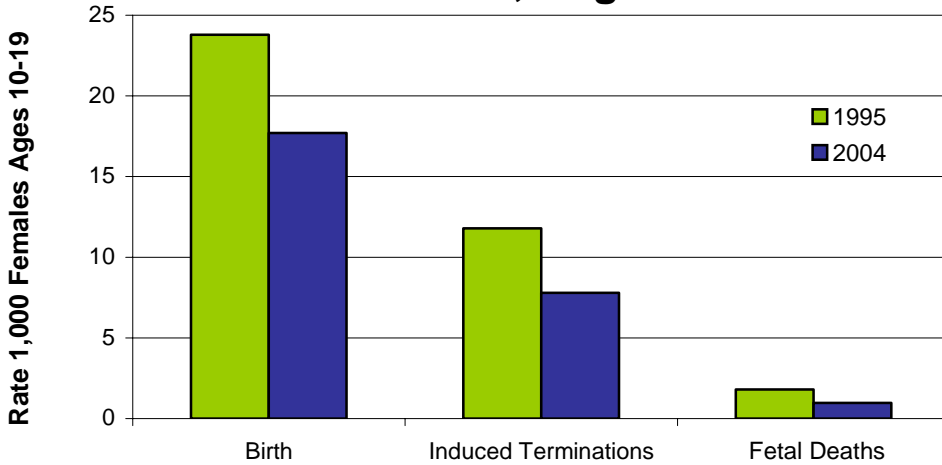


- * The teenage pregnancy rate in Virginia has dropped more than 30% between 1994 and 2004.
- * In 2004, there were 13,343 pregnancies to female teenagers.
- * Teenage pregnancies accounted for almost 10% of pregnancies in Virginia in 2004.
- * The majority (68.5%) were to females ages 18 to 19.
- * While there was a 50% reduction in the rates for teen pregnancy for the age groups 15 and under and 15 to 17, there was only a 5% reduction in the 18 to 19 year old age group.
- * 2,045 live births were reported to fathers 14 to 19 years of age during 2003.
- * 2,530 live births reported to teenage mothers were to fathers ages 20 to 24.
- * Of the live births to teenage mothers, 3,743 did not report the father's age, and another 49 reported the father's age as unknown.

Number of Teenage Pregnancies by Age of Mother, Virginia 2004

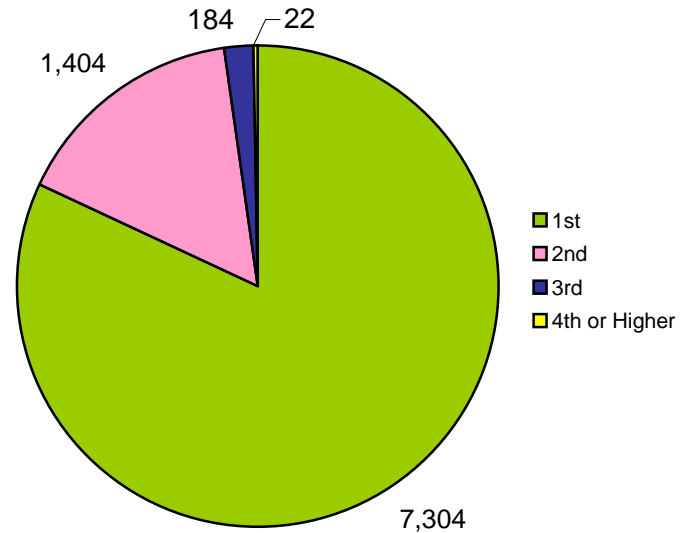


Rates of Teenage Live Births, Induced Terminations, and Natural Fetal Deaths, Virginia 1995 and 2004

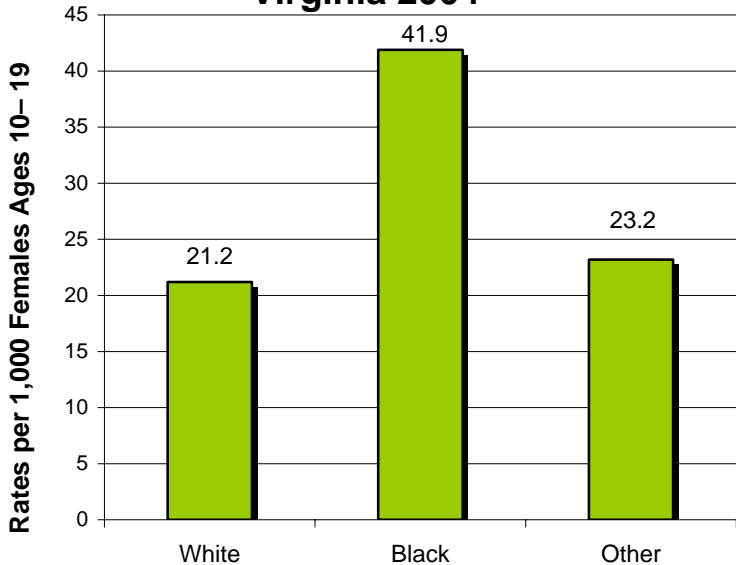


- * Of the teenage females who became pregnant in 2004,
 - 8,914 gave birth (66.8%)
 - 3,942 had an induced termination (29.5%)
 - 487 experienced a natural fetal death (3.6%)
- * In 2004, 18% of teens giving birth had a previous birth.
- * In 2004, 10.9% of babies born to teenage mothers had a low birth weight (under 2,500 grams). Approximately 2% were very low (under 1,500 grams).
- * In 2004, 83% of teenage births were non-marital.

Birth Order of Teenage Births, Virginia 2004

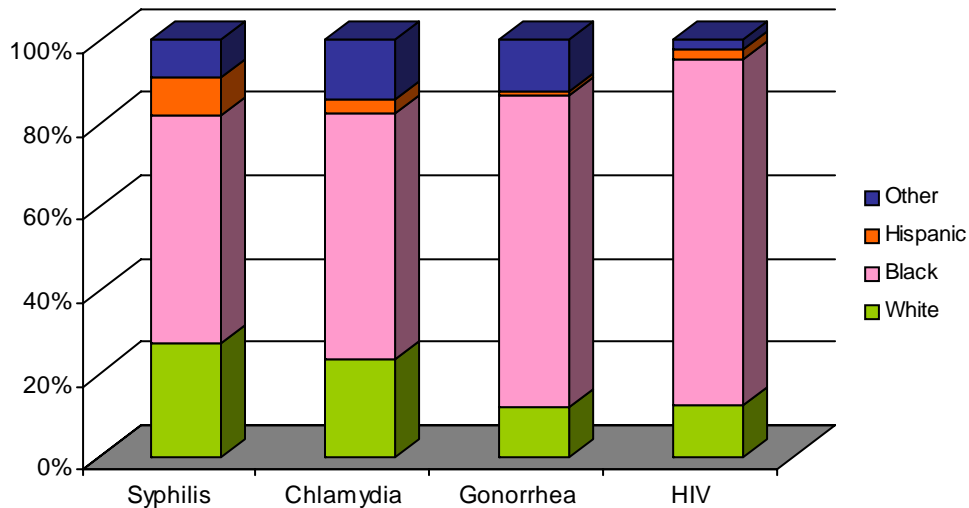


Teen Pregnancy Rates by Race, Virginia 2004



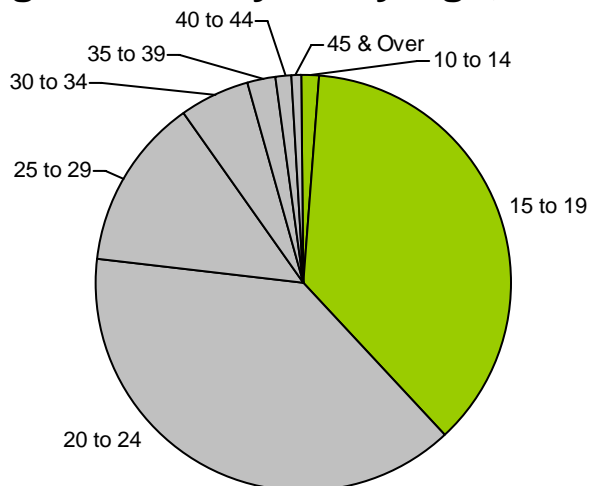
- * Racial and ethnic disparities continue to exist among minority females but the gap has narrowed.
- * Between 1999 and 2004, the percent by which the rate dropped among Black teens (30.6% decrease) was greater than that observed among Whites (16.5% decrease).
- * The teenage pregnancy rate for Hispanics of any race is 47.8 per 1,000 females 10 to 19 compared to 27.4 for the state.

Virginia STD Cases Among 10 to 19 Year Olds by Race, 2004

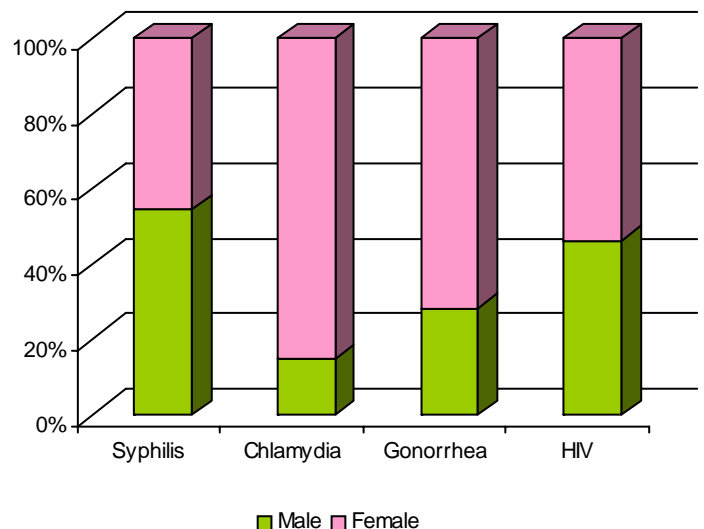


- * Although 10 to 19 year olds account for less than 14% of Virginia's total population, they accounted for more than 37% of new chlamydia diagnoses in 2004. 10 to 19 year olds also accounted for almost 29% of new gonorrhea diagnoses in 2004.
- * Approximately one in four sexually active teens contracts an STD every year.¹
- * It is estimated that half of all new HIV infections occur in people under age 25. Most young people are infected through sex.¹
- * Nationally, youth and minorities have been especially hard hit by HIV/AIDS.¹
- * In Virginia, Black youth accounted for the majority of new STD diagnoses for 10 to 19 year olds in 2004. Black females accounted for nearly 24% of new STD diagnoses for 10 to 19 year olds.

Virginia Chlamydia by Age, 2004



Virginia STD Cases Among 10 to 19 Year Olds by Gender, 2004



Sexually transmitted diseases (STDs) continue to be a major health threat in the United States. CDC estimates that 19 million STD infections occur annually, almost half of them among youth ages 15 to 24. We have included the most recent state data on reportable STDs — chlamydia, gonorrhea and syphilis. This represents only a small proportion of the overall toll of STDs. Many STDs are not reportable, including common viral infections such as human papilloma virus (HPV) and herpes, and many STDs go undiagnosed or unreported. For more information visit www.vdh.state.va.us/std/.

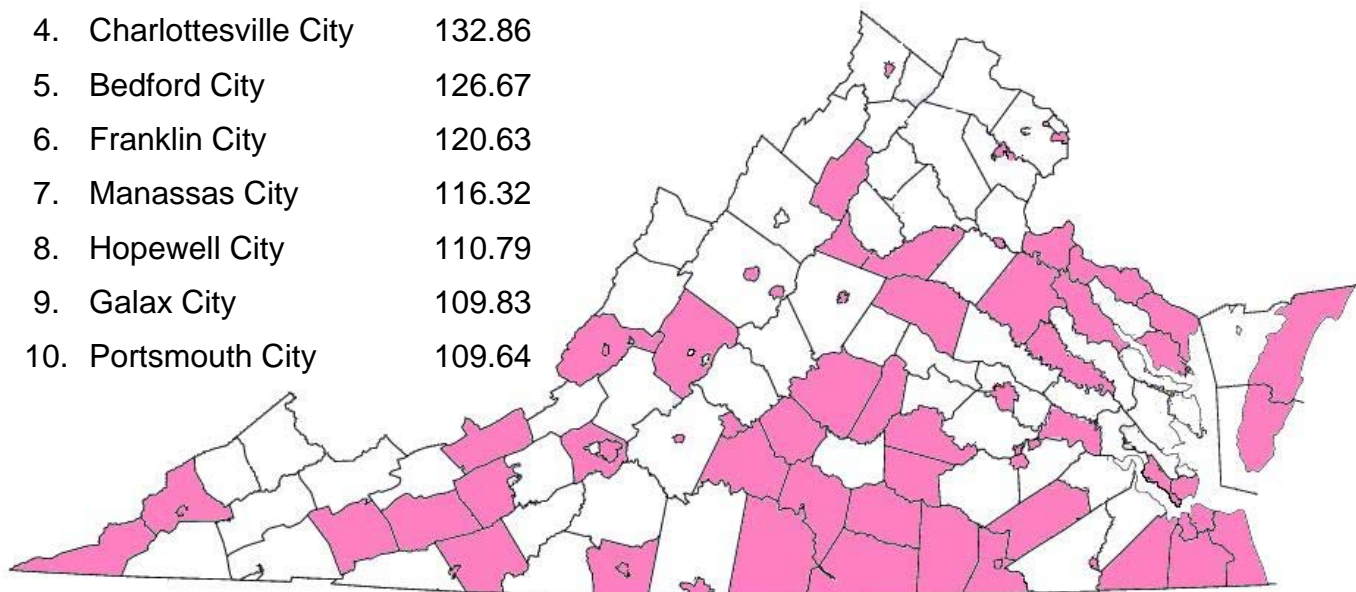
Teen Pregnancy Top Ten

Resident Teen Pregnancies Ranked by City and County, 2004

Teen Females Ages 15-19
State Rate is 52.3 per 1,000

1. Petersburg City	162.36
2. Richmond City	136.98
3. Falls Church City	135.48
4. Charlottesville City	132.86
5. Bedford City	126.67
6. Franklin City	120.63
7. Manassas City	116.32
8. Hopewell City	110.79
9. Galax City	109.83
10. Portsmouth City	109.64

 Areas with Teen Pregnancy Rates Above State Average



* If the teen birth rate in Virginia had not declined 30 percent between 1991 and 2002, there would have been over 24,000 additional children born to teen mothers during that time period. In 2002, there would have been 8,500 more children under age six in poverty and over 8,700 additional children under age six living with a single mother. (The National Campaign to Prevent Teen Pregnancy, www.teenpregnancy.org/whycare/whatif.asp).

* The National Campaign to Prevent Teen Pregnancy has designated May 3rd as the National Day to Prevent Teen Pregnancy. Visit www.teenpregnancy.org to learn more about the on-line quiz that The National Campaign to Prevent Teen Pregnancy promotes as a part of the National Day to Prevent Teen Pregnancy. Parents, teens and others are encouraged to log on and take the quiz.

* In 2006, The National Campaign to Prevent Teen Pregnancy celebrates their 10th anniversary working to reduce teenage pregnancy in the United States.

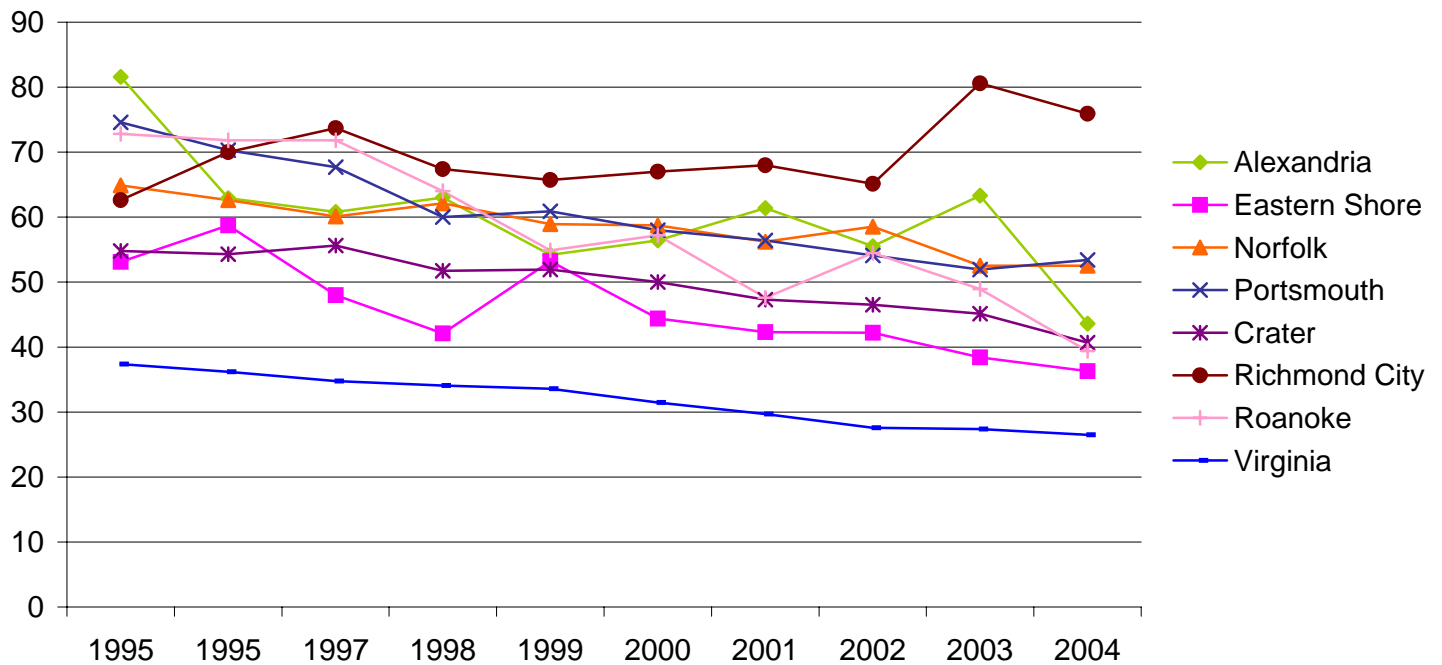
* The National Campaign is encouraging states to set a ten year goal for reducing teenage pregnancy.

* The Virginia Department of Health has set a goal - Goal 2015 - to reduce the teenage pregnancy rate to 47.5 or fewer per 1,000 females ages 15 to 19.



Success!

Teen Pregnancy Rates, Virginia and Selected Localities 1995– 2004



- * There are currently seven localities funded for teenage pregnancy prevention by the Virginia Department of Health: Alexandria, Crater Health District, Eastern Shore, Norfolk, Portsmouth, Richmond City, and Roanoke.
- * The Teen Pregnancy Prevention Initiative (TPPI) localities are mandated by the Virginia Legislature.
- * Each of the TPPI localities chooses the strategies they would like to implement. While they have common components, each is uniquely designed to serve the needs of their communities.

- * Alexandria, Roanoke and the Eastern Shore experienced reductions in the teenage pregnancy rate greater than the state rate of decline over the past ten years.
- * Emporia, part of the Crater Health District, saw teenage pregnancy rates reduced by 65 percent from 1995 to 2004.
- * The city of Richmond has seen an increase in the teen pregnancy rates. This can be partially attributed to changes in reporting of live births and induced terminations and the number of teens from neighboring counties who seek services within the city limits.
- * We are quite encouraged by the downward trend in the teenage pregnancy, birth, termination and fetal death rates reflected in the Virginia statistics. This is great news, but there is still work to do. In an effort to bring awareness to teenage pregnancy prevention, VDH has set a ten year teenage pregnancy prevention goal to reduce the teen pregnancy rate to 47.5 or fewer per 1,000 females 15 to 19 years old. As of 2004, the rate per 1,000 females 15 to 19 years old was 52.3.

GOAL 2015
A reduction in the
teenage pregnancy rate to
47.5 or fewer per 1,000
females ages 15 to 19
by the year 2015.

Adolescent Sexuality and Reproductive Health Program Contacts

Abstinence Education Initiative

Gale E. Grant, M.A., C.P.P.
804.864.7699
gale.grant@vdh.virginia.gov
www.canwait.com

Better Beginnings Coalitions

Gale E. Grant, M.A., C.P.P.
804.864.7699
gale.grant@vdh.virginia.gov
www.vahealth.org/teenpregnancy prevention/Services.htm

Family Life Education

Caroline Fuller
Comprehensive School Health Specialist
Office of Student Services
Virginia Department of Education
804.225.4543
Caroline.Fuller@doe.virginia.gov

Family Planning

Barbara Parker, RN, MPH
804.864.7753
barbaraE.parker@vdh.virginia.gov
www.vahealth.org/familyplanning

Anne Elam, RN, MPH
Family Planning Nurse Coordinator
804.864.7754
anne.elam@vdh.virginia.gov
www.vahealth.org/familyplanning

GEMS (Girls Empowered to Make Success)

Catherine J. Bodkin, LCWS, MSHA
804.864.7768
catherine.bodkin@vdh.virginia.gov
www.vahealth.org/resourcemothers

HIV/STD

Elaine Martin
Director of Community Services
Division of HIV, STD, and Pharmacy Services
804.864.7962
elaine.martin@vdh.virginia.gov
www.vdh.state.va.us/std

Independent Living Program (Foster Care)

Letha Moore-Jones, MSW
Virginia Department of Social Services
804.726.7576
letha.moore-jones@dss.virginia.gov

Resource Mothers

Catherine J. Bodkin, LCWS, MSHA
804.864.7768
catherine.bodkin@vdh.virginia.gov
www.vahealth.org/resourcemothers

School Health

Sherry Shrader, RN, BSN
804.864.7689
sherry.shrader@vdh.virginia.gov
www.vahealth.org/schoolhealth

Sexual Violence

Robert L. Franklin, MS
Male Outreach Coordinator
804.864.7739
robert.franklin@vdh.virginia.gov
www.menendingviolence.com
www.varapelaws.org
www.vahealth.org/civp/sexualviolence

Teen Dating Violence

Jayne Flowers, MA, CSE
Sexual Violence Prevention Specialist
804.864.7753
jayne.flowers@vdh.virginia.gov
www.vahealth.org/civp/sexualviolence

Teenage Pregnancy Prevention Initiative

Gale E. Grant, M.A., C.P.P.
804.864.7699
gale.grant@vdh.virginia.gov
www.vahealth.org/teenpregnancy prevention

Sources

1. U.S. Teen Sexual Activity, January 2005, Kaiser Family Foundation, www.kff.org
All other data available through the Virginia Center for Health Statistics, by visiting www.vdh.state.va.us/healthstats/index.asp or the Virginia Department of Health Division of Disease Prevention, by visiting www.vdh.virginia.gov/std/epi.asp

Presorted Standard
U.S. Postage Paid
Richmond, VA
Permit No. 1853

Virginia Department of Health
Adolescent Sexual Health Programs
109 Governor Street, 8th Floor East
Richmond, VA 23219

Teenage Pregnancy Prevention Month – May 2006

During the entire month of May we encourage you to utilize the information provided to raise awareness that Virginia's overall teenage pregnancy rates are declining but teen pregnancy prevention remains a key public health issue. We must continue to work locally with all stakeholders to reduce rates throughout the Commonwealth.

For more information visit

www.vahealth.org/teenpregnancyprevention and www.canwait.com.



VDH VIRGINIA
DEPARTMENT
OF HEALTH
Protecting You and Your Environment