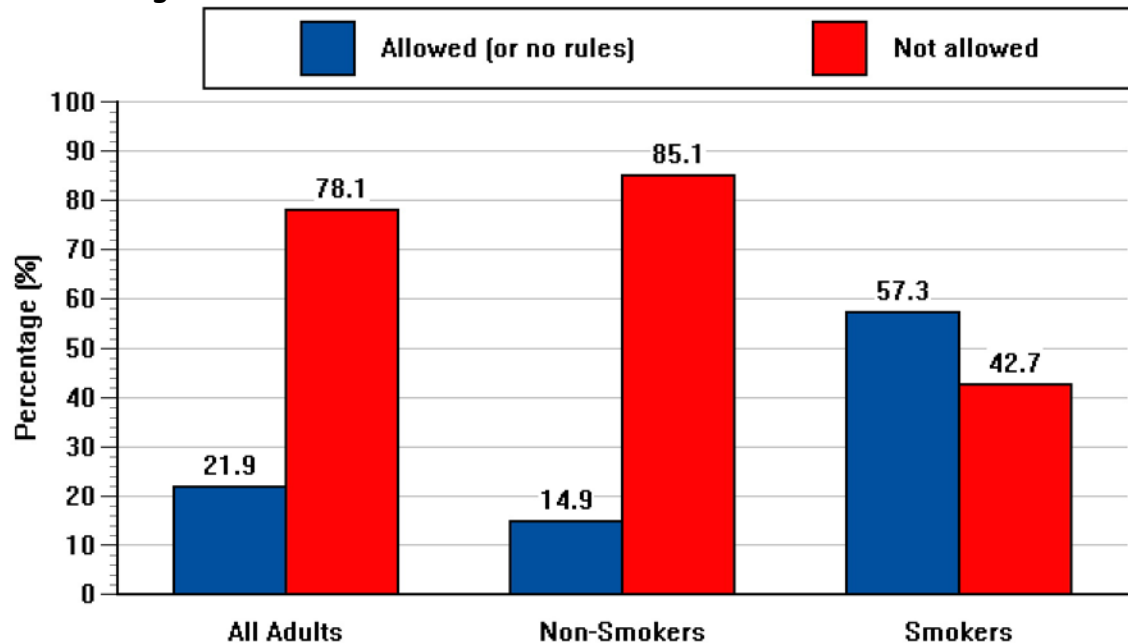


Non-Smoking Rules in the Home in Virginia

- The majority (78%) of Virginians live in homes where smoking is not allowed indoors. However, 22% of adults (57% of smokers and 15% of non-smokers) live in homes where smoking is allowed or not restricted (Figure 1).¹

Figure 1 - Percentage of Adults Reporting Smoking Allowed/Not Allowed in the Home, Virginia, 2008



Source: Virginia Behavioral Risk Factor Surveillance System, 2008. Percentages are weighted.

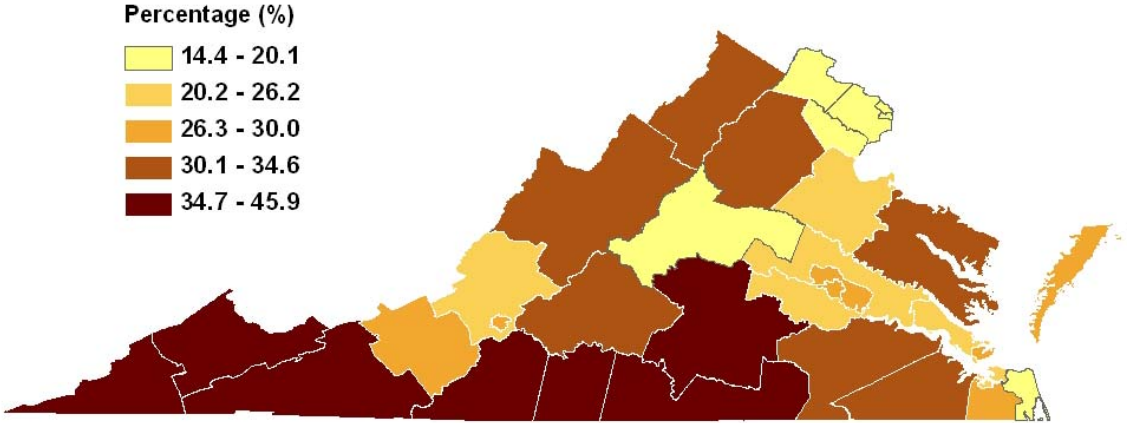
The following groups were more likely to live in homes where smoking is allowed:²

- *Blacks* (27%, compared to 22% for whites and 13% for Hispanics).
- *Elderly adults* 65 years and older (27%); 18-24 year-olds and 44-64 year olds also have high rates (23% and 25%, respectively).
- *High school drop-outs* (42%) and *high school graduates* (31%); college grads have the lowest rate (13%).
- *Low-income adults* (35%); adults with an annual income \geq \$75,000 have the lowest rate (12%).
- *Adults with no children* in the household (26%, versus 16% of adults with children).
- *Adults with chronic health conditions*, including diabetes (29%), high blood pressure (28%), high cholesterol (24%), and heart disease (31%); no difference between adults with and without asthma.

Non-Smoking Rules in the Home in Virginia

- Residents living in southwest and southern Virginia; Cumberland Plateau (45%), Mount Rogers (40%), and Lenowisco (37%) have the highest rates (Figure 2).

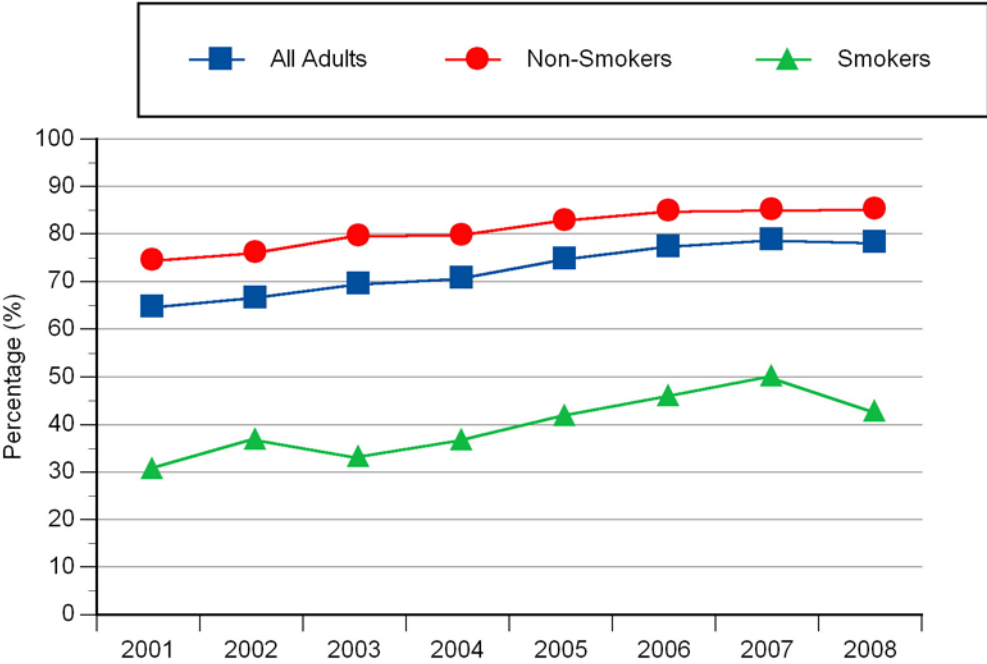
Figure 2 - Percentage of Adults Reporting that Smoking is Allowed in the Home, By Health District, Virginia, 2006-2008



Source: Virginia Behavioral Risk Factor Surveillance System, 2006-2008. Percentages are weighted.

Since 2001, increasingly more smokers and non-smokers report not allowing smoking in their homes (Figure 3).¹

Figure 3 - Percentage of Adults Living with No-Smoking Rules in the Home, Virginia, 2001-2008



Source: Virginia Behavioral Risk Factor Surveillance System. Percentages are weighted.

Non-Smoking Rules in the Home in Virginia

Even youth are exposed to secondhand smoke at home.

- Forty-six percent of youth (middle and high school students) report being exposed to secondhand smoke in indoor places in the last seven days, and 36 percent live with someone who currently smokes.³
- 26% (~468,000) of children under the age of 18 years in Virginia are reported to live in the same household with a smoker, including 9% (~155,000) who live with someone who actually smokes inside the home.⁴

¹ Virginia Behavioral Risk Factor Surveillance System (BRFSS), 2008. Percentages are population-weighted. The survey respondent was asked which statement best described the rule on smoking inside their home: not allowed anywhere inside the home, allowed in some areas or at some times, allowed anywhere inside the home, or no rules about smoking inside the home. Having a smoke-free home is defined as not allowing smoking anywhere inside the home.

² Virginia BRFSS. Data for 2006 through 2008 are combined for more accurate rate estimates. For comparison by education, only adults aged 25 years and older were examined. For high blood pressure and high cholesterol, data was collected only in 2006 and 2007.

³ Virginia Youth Tobacco Survey, 2008. Percentages are population-weighted. Respondents are middle and high school students in state public schools. For more information about the Youth Tobacco Survey findings, go to the Virginia Foundation for Healthy Youth website (<http://www.healthyouthva.org/vtsf/data/youth-tobacco-survey.asp>).

⁴ Child and Adolescent Health Measurement Initiative. *2007 National Survey of Children's Health*, Data Resource Center for Child and Adolescent Health website. Retrieved January 22, 2010 from www.nschedata.org