



Be Smart

Be Safe

BUCKLE UP ACTIVITIES BOOK

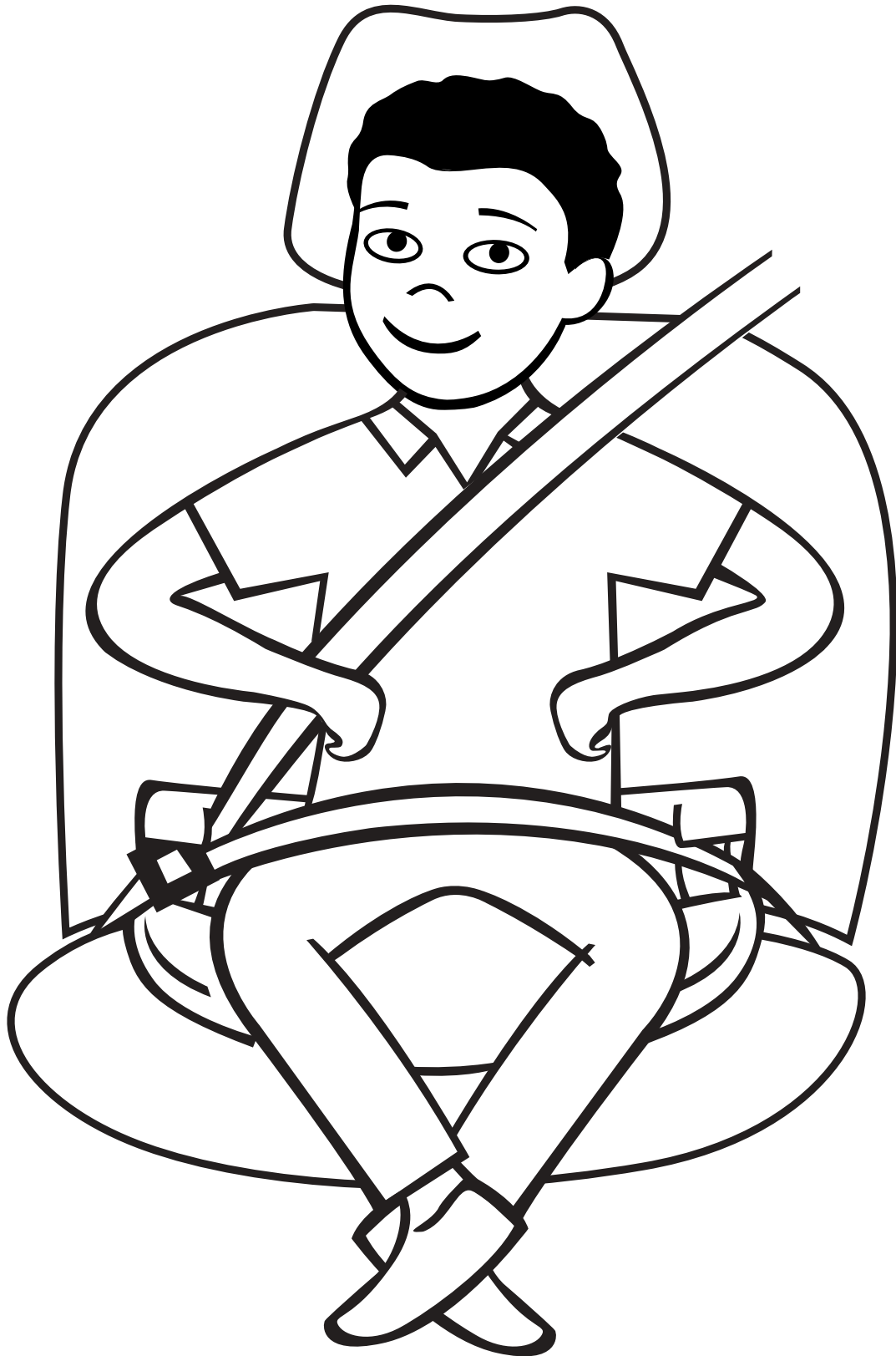


Buckle Up



Virginia!

Color the Booster Seat Rider

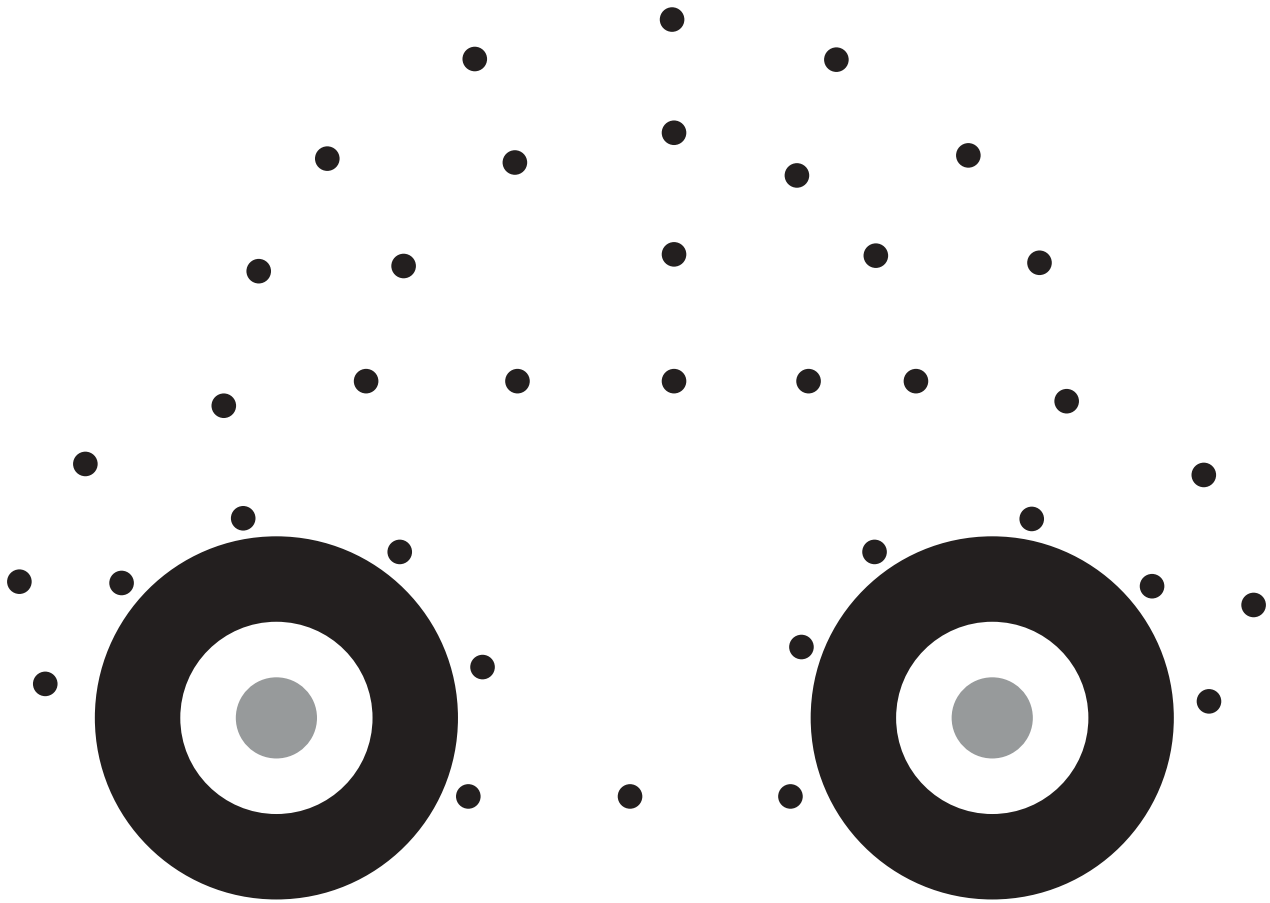


Babies Need To Be Safe, Too!



Dot-to-Dot Drawing

You should always wear a safety belt when riding in one of these.



Color-By-Number





Paint Colors

- 1 - Light Blue
- 2 - Flesh
- 3 - Green
- 4 - Brown
- 5 - Dark Blue
- 6 - Red
- 7 - White
- 8 - Purple


Safety Maze

Lisa doesn't know which seat to sit in! Help her find the back seat.



START →

Safety Crossword Puzzle



ACROSS

1. Wear a _____ belt when riding.
2. "Sit up straight in your _____."
3. How often should you wear a seat belt?
4. Kids ages 4 to 8 should use this kind of special seat.
5. "Fasten your safety _____."
6. "_____ Up, Virginia!"
7. Be _____, always wear a safety belt.

DOWN

5. Children should not sit in the front seat, they should sit in the _____ seat.
8. Who should wear a safety belt when riding?
9. Wear your seat belt whenever you are riding in a _____ or a truck.
10. If children are not safely buckled in, a driver is breaking the _____.
11. An _____ can hurt young children if they ride in the front seat of a car.
12. Wear a safety belt _____ time you ride.

Across: 1. Safety 2. Seat 3. Always 4. Booster 5. Belt 6. Buckle 7. Careful
 Down: 5. Back 8. Everyone 9. Car 10. Law 11. Airbag 12. Every

Car Safety Word Search

A B O O S T E R M L O H
R I N F A N T S E A T A
S P F E N Q S A N A S R
M A U T H G E R N A I N
R E F T H G C I N A T E
S N Y E H G U D N A U S
E W F T T G R E N A P S
A O K T H Y I S N A S R
T P F L H G T A S A T G
B U L U H G Y F C A R G
E E F F H G O E H A A G
L L A E H G O L O A I G
T K I R C A R Y O A G G
A C R A H G O A L A H G
A U B C H G O A B A T E
A B A T H G O A U A I F
A E G T H G O A S A I A
T A E S K C A B N A I S

Find these words:

Safety
School Bus
Backseat
Buckle Up
Harness

Seat Belt
Security
Safe
Booster
Sit Up Straight

Air Bag
Infant Seat
Car
Careful
Ride Safely



Circle the Differences

Can you find five differences?



Can you find six differences?



Fill-in-the-Blanks

Word List: Back Belt Booster Buckle Car Front Safety Seat Smart Stop




1. S _ _ _ _ _ belts save lives.
2. Children 12 and under should always ride in the b _ _ _ seat.
3. S _ _ _ belts keep people in cars safe!
4. Stay seated on the school bus until it comes to a complete s _ _ _ .
5. The f _ _ _ _ seat of a car is a dangerous place for children to ride.
6. Always wear your safety b _ _ _ !
7. People who wear safety belts are very s _ _ _ _ .
8. Children ages 4 to 8 should ride in a b _ _ _ _ _ _ seat.
9. B _ _ _ _ _ up your seat belt to stay safe!
10. Sit up straight and stay seated when you ride in a c _ _ or truck.


School Bus Safety Tips

- Enter and exit the bus in single file
- Use the handrail to avoid falls
- Wait until the bus comes to a complete stop before exiting the bus
- Avoid the “Danger Zone”, 10 feet directly in front of the bus, as the bus driver can not see in that area
- Remove loose drawstrings or ties on clothing and book bags as they can snag on bus handrails
- Always ask the bus driver for help if anything falls under the bus

**Color the
School Bus!**



You're sweet!
Buckle up!



To: _____

From: _____

Be Mine! Buckle up!



To: _____

From: _____

Have a heart!
Buckle up!




To: _____

From: _____

Happy
Valentine's Day!

Buckle
up!



To: _____

From: _____



Virginia Department of Health
1-800-732-8333
www.vahealth.org/civp

Funded by 402 Federal Highway Safety Grant