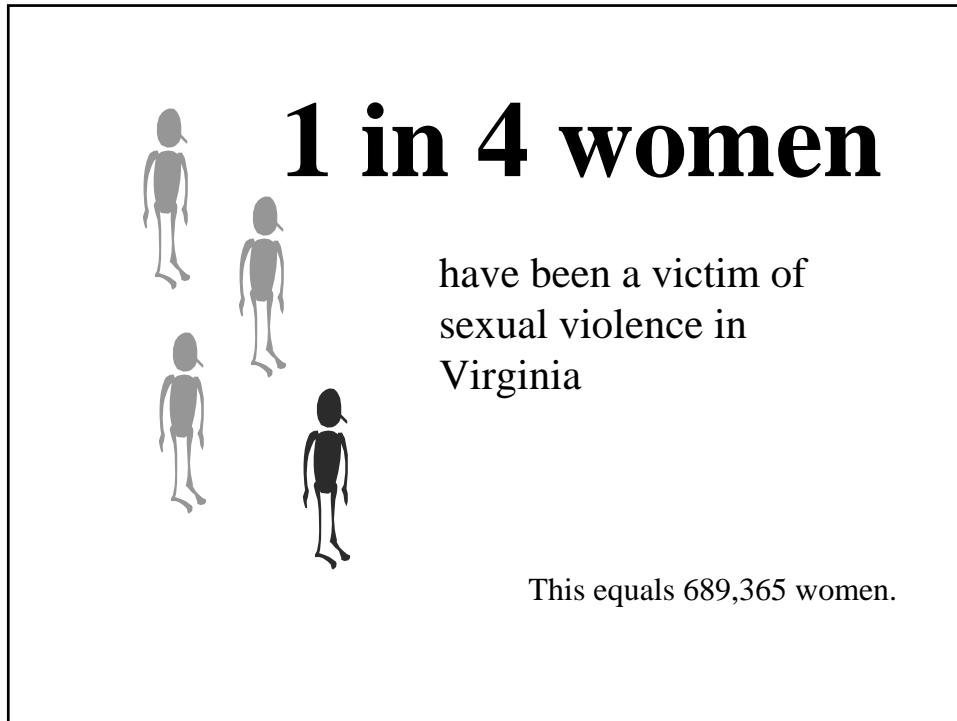


## Prevalence of Sexual Violence in Virginia A Survey of Virginians

Rebecca K. Odor, MSW  
Director of Sexual & Domestic Violence Prevention  
Division of Injury and Violence Prevention  
Virginia Department of Health  
(804) 864-7740  
Becky.Odor@vdh.virginia.gov  
[www.vahealth.org/civp/sexualviolence](http://www.vahealth.org/civp/sexualviolence)

## The Virginia Survey

- VDH contracted with VCU to perform the survey
- Saba Masho was the Principal Investigator
- A telephone survey was conducted between November 2002 and February 2003
- 1,769 women and 705 men over 18 were interviewed
- All interviewees were experienced and received training from the YWCA.
- All participants were given the statewide hotline number.



## Definitions

### Rape:

- *made you have sex, oral sex or anal sex by using force or threatening to harm you or someone close to you*
- *put fingers or objects in your anus/vagina against your will by using force or threat of harm*

### Inappropriate Touch:

- *touched your breasts, buttocks or genital area by using force or by threatening to hurt you or someone close to you*

### Unable to Consent:

- *made you have any kind of sexual intercourse when you had too much alcohol to drink or had taken drugs and could not agree to have sex or say no to having sex*

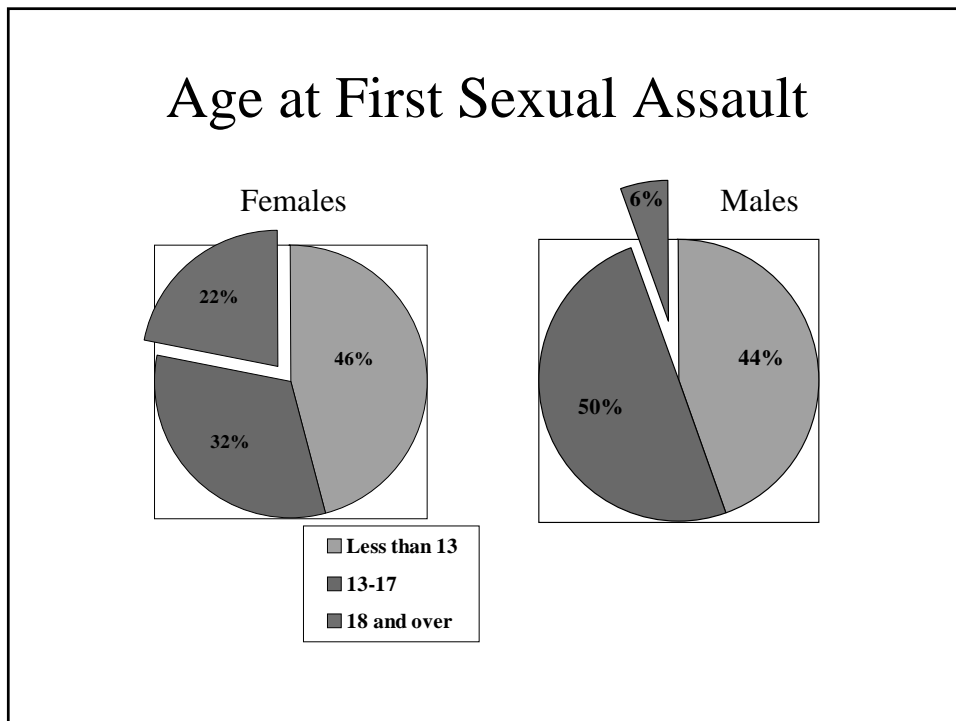
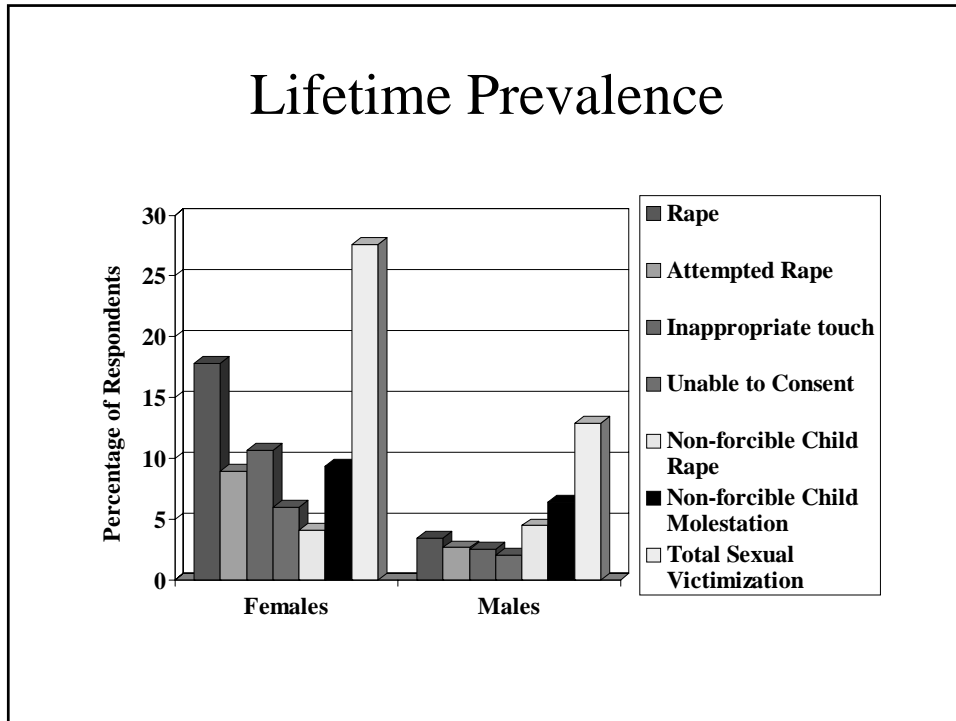
## Child Definitions

### Non-forcible Child Rape:

- *if the victim was under 18 and the perpetrator was older than the victim by five years or more*
- *have any kind of sexual intercourse with you WITHOUT using force or threatening to harm you or someone else*

### Non-forcible Child Molestation:

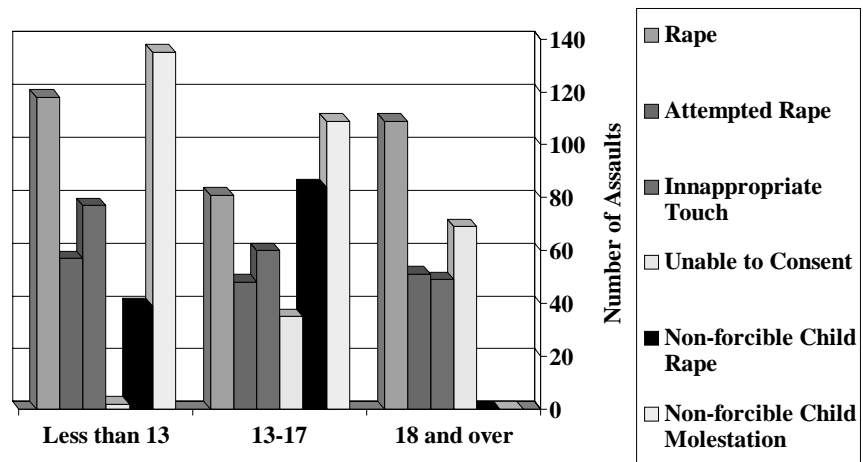
- *if the victim was under 18 and the perpetrator was older than the victim by five years or more*
- *ever touch your breasts, buttocks or genital area WITHOUT using force or threatening to harm you or someone close to you*

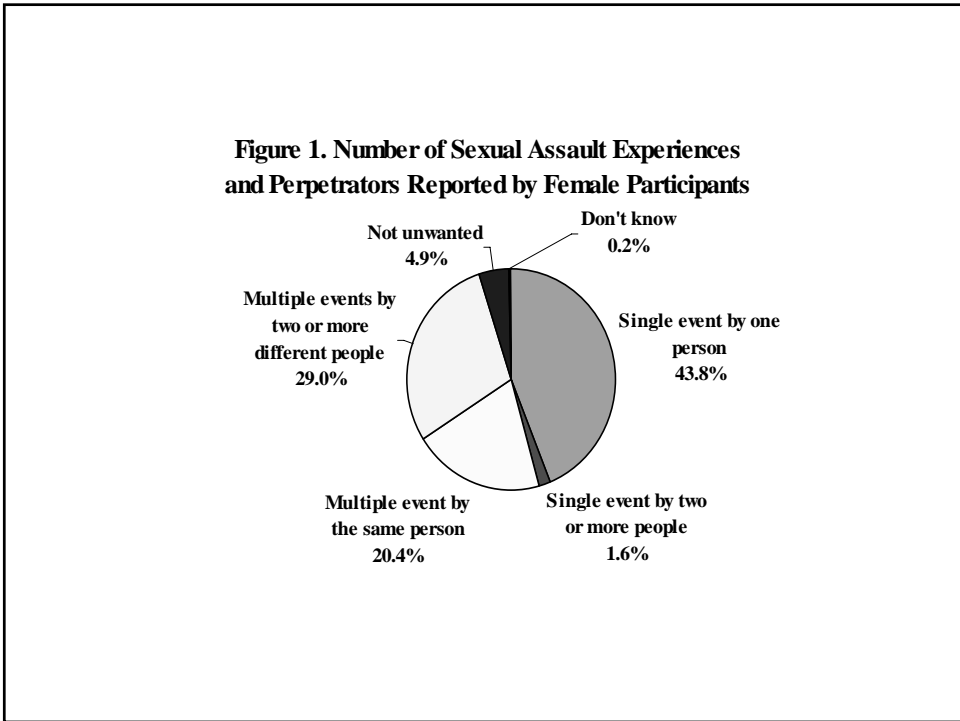
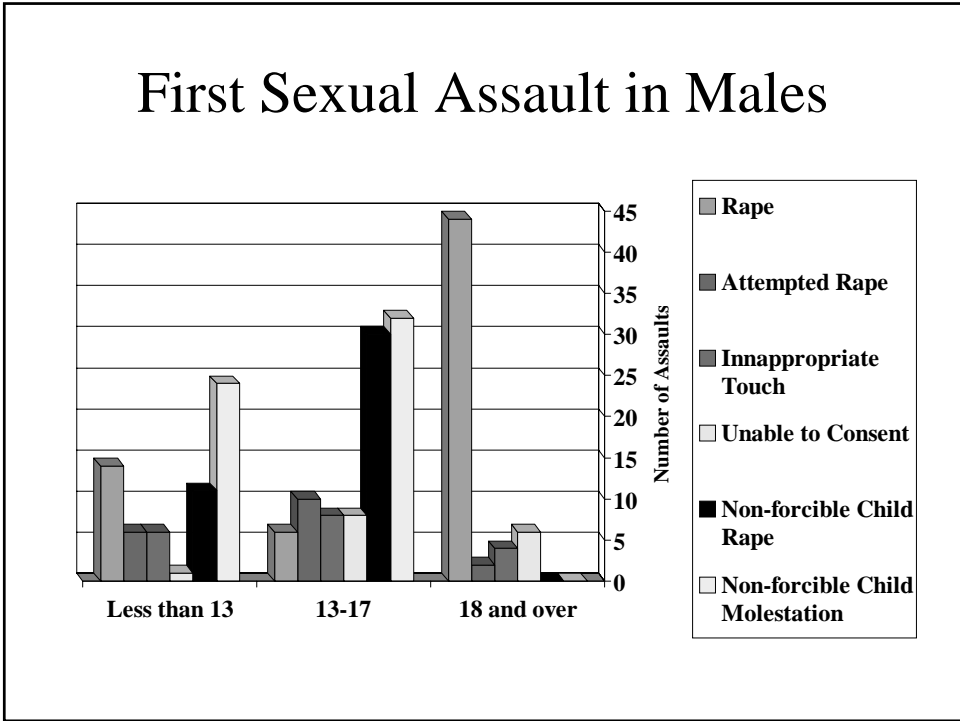


## Average Age at First Sexual Assault

Type	Female	Male
Rape	15.3	10.9
Attempted Rape	15.6	14.2
Inappropriate Touch	14.3	14.1
Unable to consent	20	18.2
Child Rape	11.6	13.3
Child Molestation	10.3	11.9
Total Sexual Victimization	13.6	12.2

## First Sexual Assault in Females

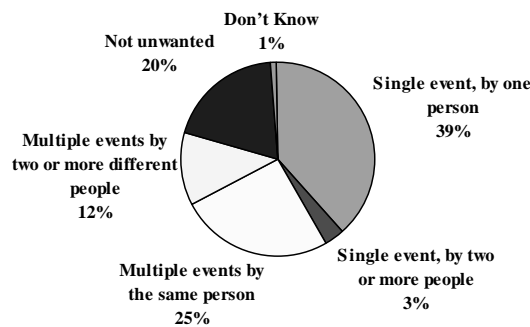


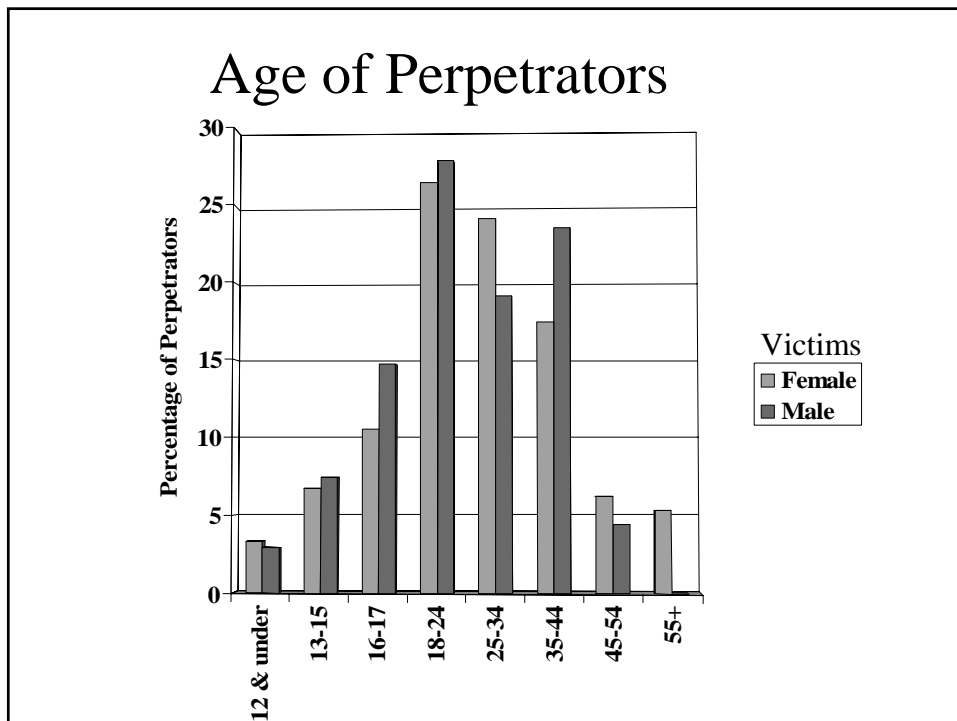
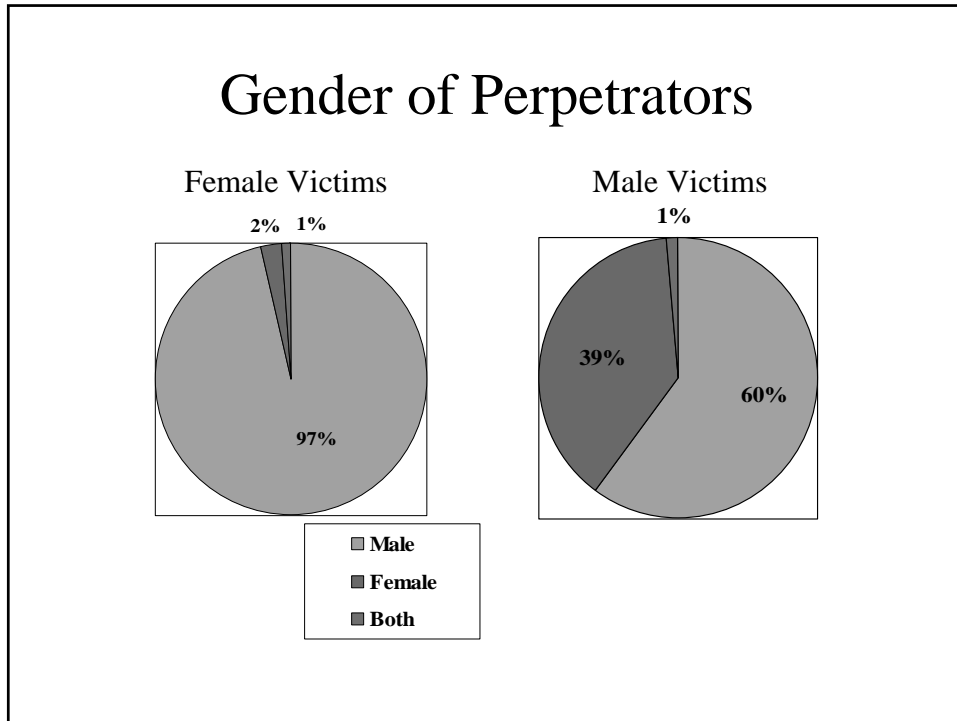


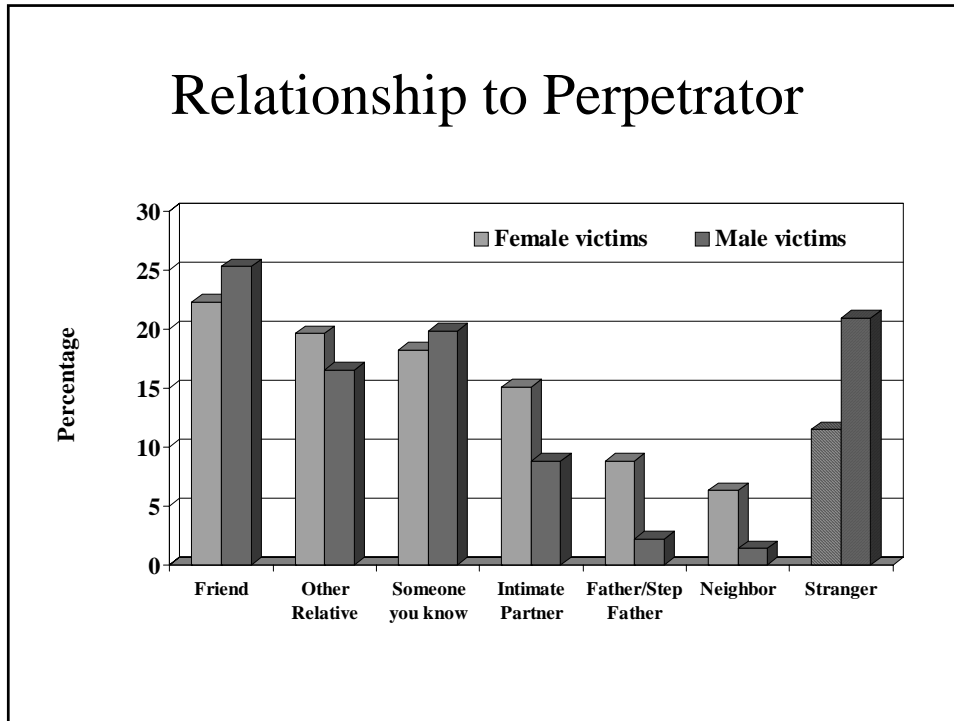
## Explanation of Not Unwanted

- In response to the initial screening questions, a small percentage reported having an unwanted sexual experience; however, when later asked about the number of events and the perpetrator, they reclassified the experience as wanted.
- This speaks to the victim-centered philosophy of the survey. Respondents were asked if they ever had a specific experience using force or threat of force. However, a victim may not define this as a sexual assault. Thus it would be classified as not unwanted.
- They were also asked if they experienced any of the assault definitions as a minor without force. If the perpetrator was at least 5 years older, the researchers defined this as sexual assault.


Figure 2. Number of Sexual Assault Experiences and Perpetrators Reported by Male Participants



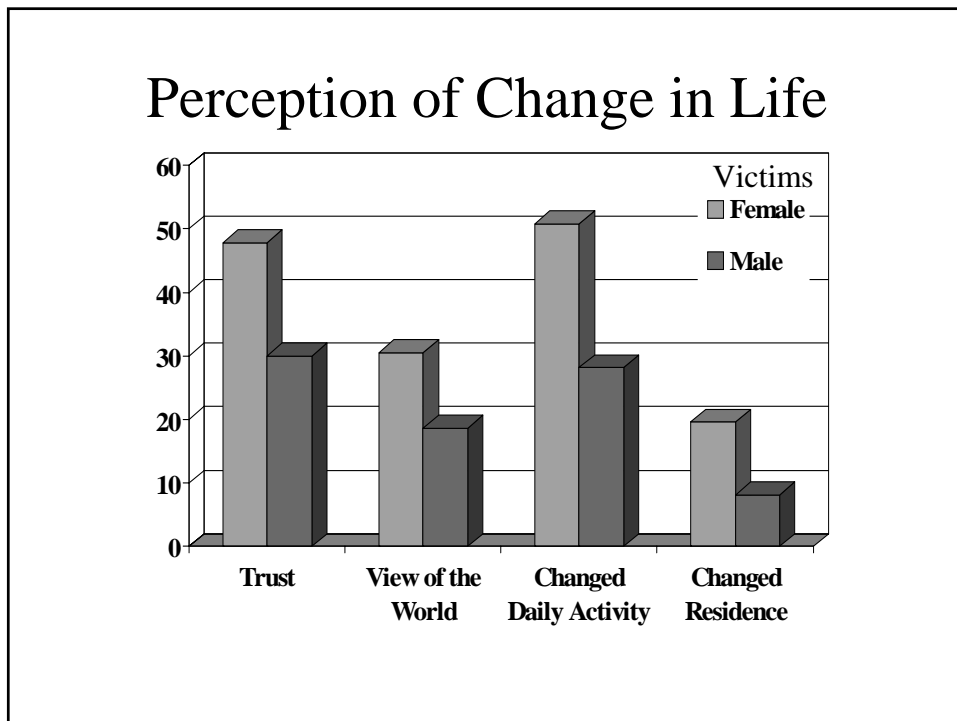



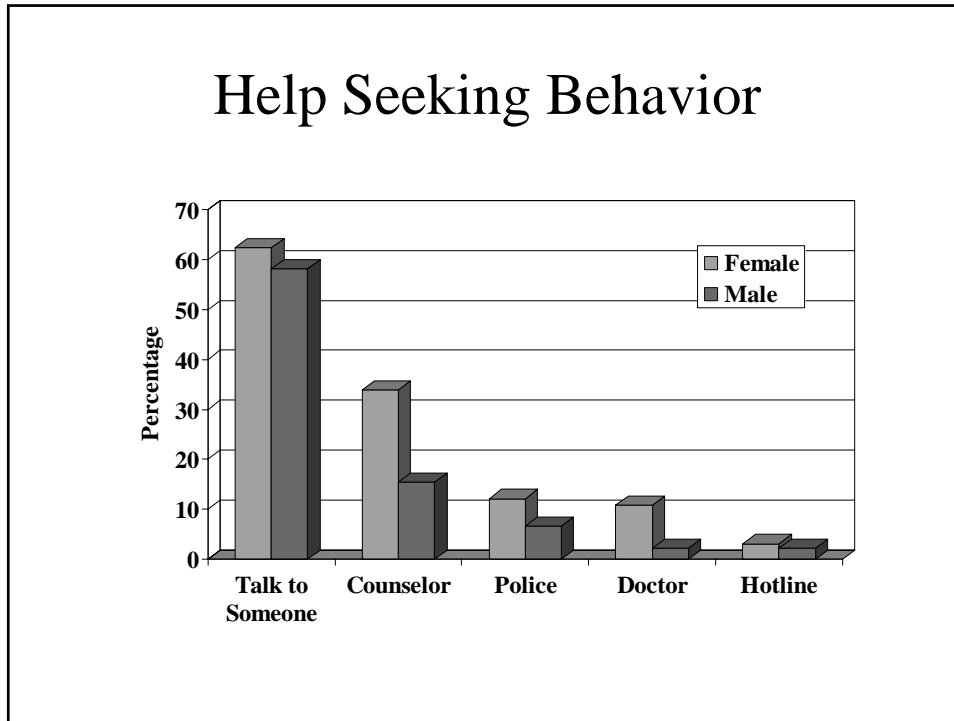


### Health Issues



- 3% of females reported that they got pregnant as a result of the assault
- 2% of all victims reported that they contracted a sexually transmitted disease from the assault
- 17% of females and 9% of males reported being physically injured
- Female victims were 1.67 times more likely to consume alcohol 2-3 times per week compared to non-victims
- Female victims rated their health poorer than female non-victims





### Helpfulness of Services

Service	Female	Male
Talked to Someone	(n=305)	(n=53)
Very/Completely Helpful	72%	55%
Not Helpful	12%	13%
Counselor	(n=166)	(n=14)
Very/Completely Helpful	57%	64%
Not Helpful	7%	21%
Hotline	(n=15)	(n=2)
Very/Completely Helpful	62%	0%
Not Helpful	0%	50%
Police	(n=59)	(n=6)
Very/Completely Helpful	44%	33%
Not Helpful	29%	50%

## Recommended Action

If a person close to them was assaulted:

- victims were 2 times more likely to recommend counseling than non-victims.
- victims were less likely to recommend reporting to the police.