

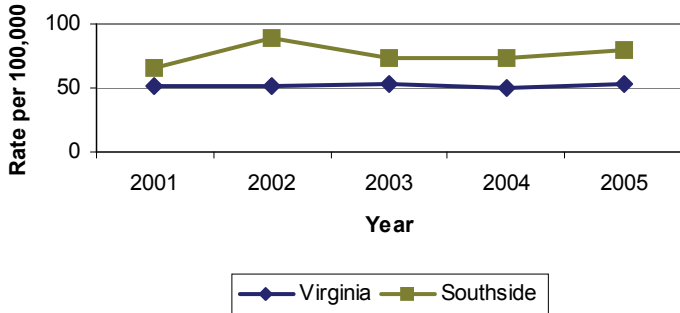
During 2001-2005, 352 injury related deaths occurred in the three counties that make up the Southside Health District. 46% of these deaths occurred in Halifax, 33% in Mecklenburg, and 21% in Brunswick.

## Injury Related Deaths, 2001-2005

### Mechanism and Intent

- 70% of injury deaths were unintentional. Motor vehicle traffic crashes (52.4%), falls (10.2%), and poisonings (9%) accounted for over 70% of all unintentional injury deaths.
- Suicides accounted for 18% of injury deaths. The three leading mechanisms of suicides were: firearms (77%), poisonings (8%), and suffocation (5%).
- Homicides accounted for 10% of injury deaths. 68.4% of these were the result of a firearm.

**Figure 1. Southside Health District and Virginia Age-Adjusted Injury Mortality Rates by Gender, 2001-2005**



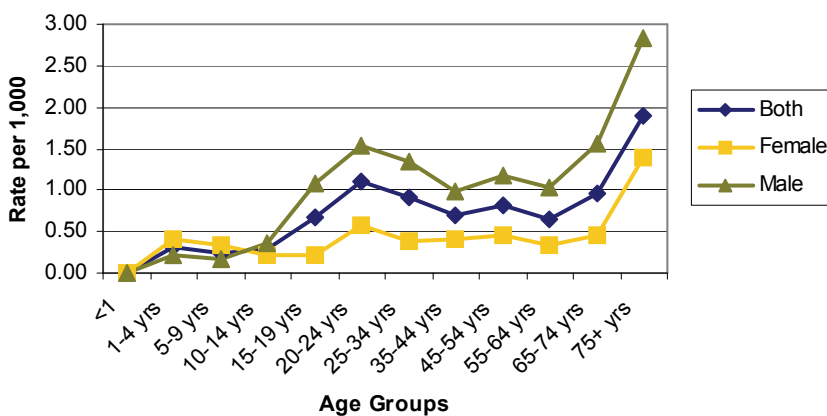
### Demographics (age, gender, race)

- Males were more likely than females to die from injuries across every age group except 1-9 year olds (see Figure 2).
- The elderly (65 and over) experienced a higher number of injury deaths than any other age group. 19% of these deaths were the result of motor vehicle traffic crashes, 17% were from falls, and 16% were the result of firearms.
- Hispanic, any race injury death rates were higher than the rates for all other race/ethnicities (White, Non-Hispanic; Black, non-Hispanic; Other, non-Hispanic).

**Table 1. Leading Causes of Childhood and Adolescent Injury Death, Southside Health District 2001-2005**

0-4 yr olds (N=6)	5-9 yrs old (N=6)	10-14 yrs old (N=8)	15-19 yr olds (N=18)
Suffocation (N=3)	MVT (N=3)	Fire/Flame (N=3)	MVT (N=12)
MVT (N=2)	Drowning (N=2)	MVT (N=3)	Firearm (N=4) (Homicides=2, Suicides=2)
Fire/Flame (N=1)	Other Land Transport (N=1)	Machinery (N=1)	Falls (N=1)
		Poisoning (N=1)	Poisoning (N=1)

**Figure 2. Crude Injury Mortality Rates by Gender, Southside Health District 2001-2005**



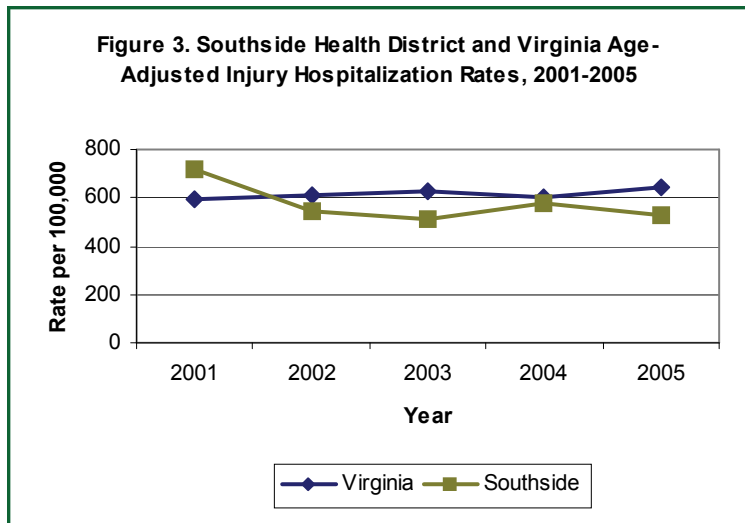
\*MVT=Motor Vehicle Traffic (MVT crashes related to and involving occupants, motorcyclists, pedestrians, and pedal cyclists.)

For more in depth data, please visit  
**VOIRS, the Virginia Online Injury Reporting System.**

[www.vahealth.org/CIVP/VOIRS/](http://www.vahealth.org/CIVP/VOIRS/)

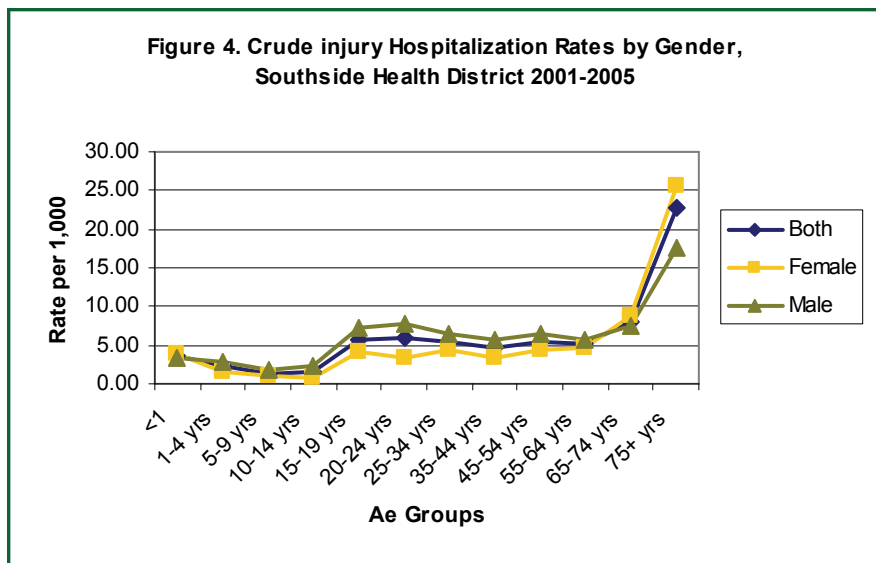
Division of Injury and Violence Prevention  
 Virginia Department of Health  
[www.vahealth.org/civp](http://www.vahealth.org/civp)  
 1-800-732-8333

During 2001-2005, 2,778 injury related hospitalizations occurred in the three counties that make up the Southside Health District. 47% of these hospitalizations occurred in Halifax, 37% in Mecklenburg, and 16% in Brunswick.



### Demographics (age, gender, race)

- Males were more likely than females to be hospitalized for an injury across every age group except infants (<1 yr old) and the elderly 65 and older.
- The elderly (65 and older) were more likely to be hospitalized for an injury than any other age group. 75% of these hospitalizations were the result of unintentional falls.
- Other, non-Hispanic injury hospitalization rates were higher than the rates for all other race/ethnicities (White, non-Hispanic; Black, non-Hispanic; and Hispanic, any race.)



### Mechanism and Intent

- 88% of injury hospitalizations were unintentional. Falls (50%) and motor vehicle traffic crashes (16%) accounted for 66% of all unintentional injury hospitalizations.
- Self-inflicted injuries accounted for 7% of injury hospitalizations. Poisonings (87.2%) and cut/pierces (6.4%) were the leading causes of self-inflicted injuries.
- Assaults accounted for 3% of injury hospitalizations. The three leading causes were: struck by/against (37%), firearms (17.4%) and cut/pierce (14.1%).

0-4 yr olds (N=62)	5-9 yrs old (N=34)	10-14 yrs old (N=43)	15-19 yr olds (N=157)
Falls (N=18)	Falls (N=10)	Falls (N=10)	MVT (N=56)
Poisoning (N=11)	MVT (N=5)	Struck by/against (N=8)	Poisoning (N=28)
MVT (N=7)	Cut/Pierce (N=3)	Transport, other (N=7)	Falls (N=20)
Bites/Stings (N=6)	Bicycle (N=3)	MVT (N=5)	Struck by/against (N=9)
Suffocation (N=4)	Struck by/against (N=3)	Poisoning (N=3)	Cut/Pierce (N=8)

\*MVT=Motor Vehicle Traffic (MVT crashes related to and involving occupants, motorcyclists, pedestrians, and pedal cyclists.)

For more in depth data, please visit  
**VOIRS, the Virginia Online Injury Reporting System.**

[www.vahealth.org/CIVP/VOIRS/](http://www.vahealth.org/CIVP/VOIRS/)

Division of Injury and Violence Prevention  
 Virginia Department of Health  
[www.vahealth.org/civp](http://www.vahealth.org/civp)  
 1-800-732-8333

# Local Health District Injury Rates: 2001-2005

Health District	# Deaths	Death Rate*	# Hospitalizations	Hospitalization Rate*
Alexandria	223	34.09	2,696	412.17
Alleghany	456	53.21	5,349	624.25
Arlington	316	33.26	3,100	326.32
Central Shenandoah	709	53.69	10,102	765.05
Central Virginia	687	59.24	4,014	346.14
Chesapeake	408	38.68	5,037	477.63
Chesterfield	704	44.10	8,441	528.81
Chickahominy	341	50.90	3,038	453.48
Crater	493	65.18	5,670	749.72
Cumberland Plateau	646	112.22	4,213	731.86
Eastern Shore	218	83.36	1,726	660.03
Fairfax	1,440	27.90	17,794	344.86
Hampton	315	43.13	2,347	321.42
Henrico	723	53.06	7,419	544.56
Lenowisco	437	94.66	3,491	756.26
Lord Fairfax	589	59.62	6,274	635.10
Loudoun	308	27.73	3,175	564.89
Mount Rogers	672	71.09	4,388	464.22
New River	520	62.49	5,406	527.35
Norfolk (City)	649	54.72	6,524	369.98
Peninsula	703	44.23	5,525	347.62
Piedmont	366	74.53	3,321	676.31
Pittsylvania/ Danville	400	73.55	3,757	690.88
Portsmouth	339	67.97	3,197	641.08
Prince William	626	33.61	6,434	345.50
Rappahannock	568	40.72	7,140	461.33
Rappahannock/ Rapidan	460	61.98	4,735	638.05
Richmond (City)	969	99.26	7,289	746.65
Roanoke (City)	385	82.56	4,583	982.81
Southside	352	80.66	2,778	636.62
Thomas Jefferson	551	52.65	5,112	488.52
Three Rivers	517	75.30	3,093	450.54
Virginia Beach	833	38.19	8,555	392.22
West Piedmont	600	85.28	4,506	640.47
Western Tidewater	357	54.52	3,809	581.77

\*Crude Rates per 100,000

For more in depth  
data, please visit  
**VOIRS, the Virginia  
Online Injury  
Reporting System.**  
[www.vahealth.org/  
CIVP/VOIRS/](http://www.vahealth.org/CIVP/VOIRS/)

Division of Injury and  
Violence Prevention  
Virginia Department of  
Health  
[www.vahealth.org/  
civp](http://www.vahealth.org/civp)  
1-800-732-8333