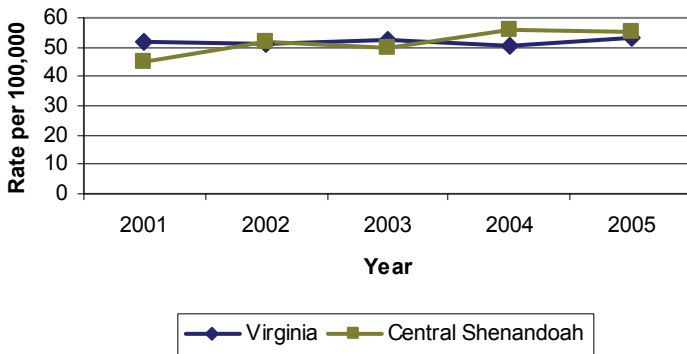


Injury Update: Central Shenandoah Health District

Injury Related Deaths, 2001-2005

During 2001-2005, 709 injury related deaths occurred in the five counties and five cities that make up the Central Shenandoah Health District. The three localities with the highest percentage of injury deaths were: Augusta (29%), Rockingham (27%), and Waynesboro (9%).

Figure 1. Central Shenandoah Health District and Virginia Age-Adjusted Injury Mortality Rates, 2001-2005



Demographics (age, gender, race)

- Males were more likely than females to die from injuries across every age group (see Figure 2).
- The elderly (65 and over) experienced a higher number of injury deaths than any other age group. 24% of these deaths were the result of falls, 18% were the result of motor vehicle traffic crashes, and 13% were the result of firearms.
- White injury death rates were higher than rates for all other races (black and other).

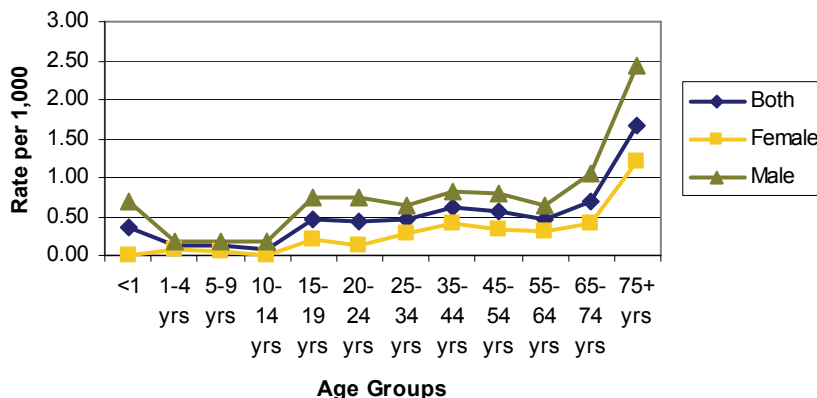
Mechanism and Intent

- 72% of injury deaths were unintentional. Motor vehicle traffic accidents (37%), falls (13%) and poisonings (11%) accounted for 61% of all unintentional injury deaths.
- Suicides accounted for 21% of injury deaths. The three leading causes of suicides were: firearms (62%), poisonings (22%), and suffocation (11%).
- Homicides accounted for 5% of injury deaths. 73% of these were the result of a firearm.
- Among children and adolescents, the leading causes of death differed based on age group (see Table 1).

Table 1. Leading Causes of Childhood and Adolescent Injury Death, Central Shenandoah Health District 2001-2005

0-4 yr olds (N=12)	5-9 yrs old (N=9)	10-14 yrs old (N=7)	15-19 yr olds (N=51)
Suffocation (N=4)	Fire/flare (N=4)	MVT (N=4)	MVT (N=32)
MVT (N=3)	Drowning (N=3)	Bicycle (N=1)	Firearm (N=7) (Homicides=4, Suicides=3)
Fire/flare (N=2)	MVT (N=2)	Other (N=2)	Drowning (N=2)
Drowning (N=1)			Suffocation (N=2)

Figure 2. Crude Injury Mortality Rates by Gender, Central Shenandoah Health District 2001-2005



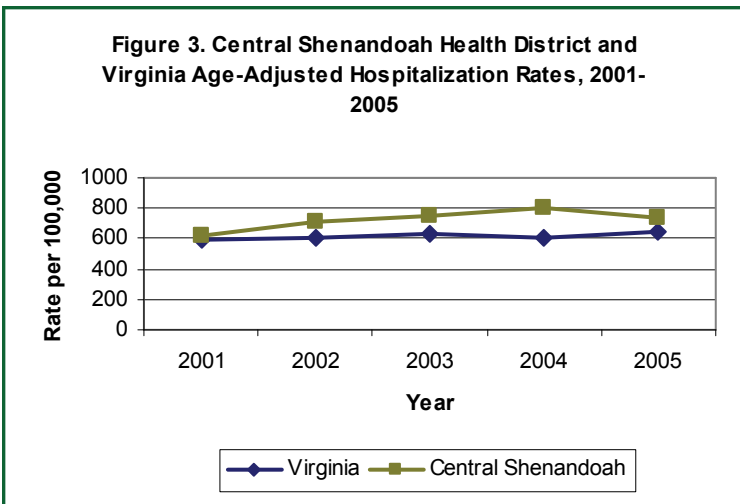
*MVT=Motor Vehicle Traffic (mvt crashes related to and involving occupants, motorcyclists, pedestrians, and pedal cyclists.)

**For more in depth data, please visit
VOIRS, the Virginia Online Injury
Reporting System.**

www.vahealth.org/CIVP/VOIRS/

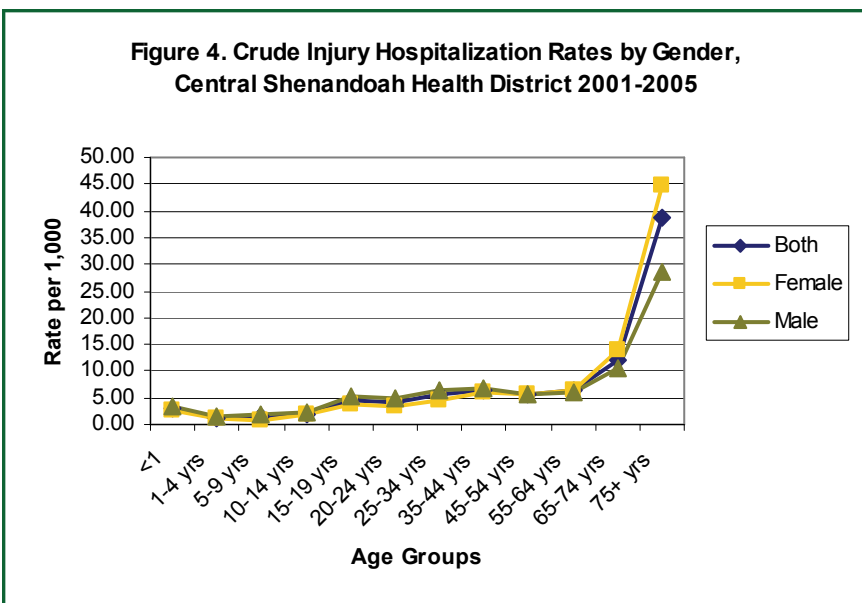
Division of Injury and Violence Prevention
Virginia Department of Health
www.vahealth.org/civp

During 2001-2005, 10,102 injury related hospitalizations occurred in the five counties and five cities that make up the Central Shenandoah Health District. The three localities with the highest percentage of injury hospitalizations were: Rockingham (20%), Harrisonburg (19%), and Augusta (18%).



Demographics (age, gender, race)

- Males were more likely than females to be hospitalized for an injury across every age group except for those 45 and older (see Figure 4).
- The elderly (65 and older) were more likely to be hospitalized for an injury than any other age group. 75% of these hospitalizations were the result of falls.
- White injury hospitalization rates were 1.5 times higher than Black injury hospitalization rates.



Mechanism and Intent

- 84% of injury hospitalizations were unintentional. Falls (55%), motor vehicle traffic accidents (11%), and poisonings (6%) accounted for 72% of all unintentional injury hospitalizations.
- Self-inflicted injuries accounted for 13% of injury hospitalizations. Poisonings (80%) and cut/pierces (14%) were the leading causes of self-inflicted injuries.
- Assaults accounted for 1.4% of injury hospitalization. The two leading causes were; Struck by/against (31%) and cut/pierce (10%)

Table 1. Leading Causes of Childhood and Adolescent Injury Hospitalizations, Central Shenandoah Health District 2001-2005

0-4 yr olds (N=121)	5-9 yrs old (N=100)	10-14 yrs old (N=162)	15-19 yr olds (N=492)
Falls (N=28)	Falls (N=29)	MVT (N=33)	Poisoning (N=138)
Poisoning (N=16)	MVT (N=19)	Poisoning (N=28)	MVT (N=124)
MVT (N=12)	Bicycle (N=12)	Falls (N=24)	Falls (N=41)
Hot object/substance (N=8)	Struck by/against (N=6)	Transport, other (N=16)	Cut/Pierce (N=36)
Bites/Stings (N=7)	Bites/Stings (N=6)	Bicycle (N=9)	Transport, other (N=30)

*MVT=Motor Vehicle Traffic (mvt crashes related to and involving occupants, motorcyclists, pedestrians, and pedal cyclists.)

For more in depth data, please visit
VOIRS, the Virginia Online Injury Reporting System.
www.vahealth.org/CIVP/VOIRS/

Division of Injury and Violence Prevention
 Virginia Department of Health
www.vahealth.org/civp

Local Health District Injury Rates: 2001-2005

Health District	# Deaths	Death Rate*	# Hospitalizations	Hospitalization Rate*
Alexandria	223	34.09	2,696	412.17
Alleghany	456	53.21	5,349	624.25
Arlington	316	33.26	3,100	326.32
Central Shenandoah	709	53.69	10,102	765.05
Central Virginia	687	59.24	4,014	346.14
Chesapeake	408	38.68	5,037	477.63
Chesterfield	704	44.10	8,441	528.81
Chickahominy	341	50.90	3,038	453.48
Crater	493	65.18	5,670	749.72
Cumberland Plateau	646	112.22	4,213	731.86
Eastern Shore	218	83.36	1,726	660.03
Fairfax	1,440	27.90	17,794	344.86
Hampton	315	43.13	2,347	321.42
Henrico	723	53.06	7,419	544.56
Lenowisco	437	94.66	3,491	756.26
Lord Fairfax	589	59.62	6,274	635.10
Loudon	308	27.73	3,175	564.89
Mount Rogers	672	71.09	4,388	464.22
New River	520	62.49	5,406	527.35
Norfolk (City)	649	54.72	6,524	369.98
Peninsula	703	44.23	5,525	347.62
Piedmont	366	74.53	3,321	676.31
Pittsylvania/ Danville	400	73.55	3,757	690.88
Portsmouth	339	67.97	3,197	641.08
Prince William	626	33.61	6,434	345.50
Rappahannock	568	40.72	7,140	461.33
Rappahannock/ Rapidan	460	61.98	4,735	638.05
Richmond (City)	969	99.26	7,289	746.65
Roanoke (City)	385	82.56	4,583	982.81
Southside	352	80.66	2,778	636.62
Thomas Jefferson	551	52.65	5,112	488.52
Three Rivers	517	75.30	3,093	450.54
Virginia Beach	833	38.19	8,555	392.22
West Piedmont	600	85.28	4,506	640.47
Western Tidewater	357	54.52	3,809	581.77

*Crude Rates per 100,000

For more in depth
data, please visit
VOIRS, the Virginia
Online Injury
Reporting System.
[www.vahealth.org/
CIVP/VOIRS/](http://www.vahealth.org/CIVP/VOIRS/)

Division of Injury and
Violence Prevention
Virginia Department of
Health
[www.vahealth.org/
civp](http://www.vahealth.org/civp)